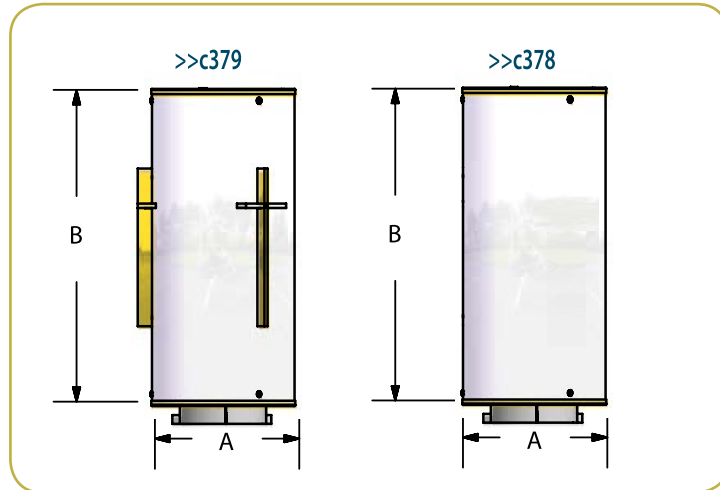


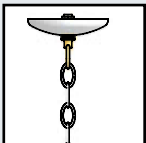
C379, C378



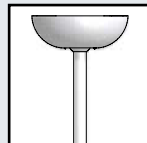
LAMPING & SIZING OPTIONS

c379 c378	A X B CYLINDER SIZE	BODY DIA.	BODY LGT.	OVERALL LGT.	LAMPS
-8	8" x 14"	8"	16"	6 Ft.	(1) 300W
-8A	8" x 18"	8"	20"	6 Ft.	(1) 200W & (3) 60W
-10	10" x 18"	10"	20"	8 Ft.	(1) 200W & (3) 60W
-10A	10" x 24"	10"	26"	10 Ft.	(1) 300W & (5) 75W
-12	12" x 24"	12"	26"	10 Ft.	(1) 500W & (5) 100W
-12A	12" x 28"	12"	30"	10 Ft.	(1) 500W & (5) 100W
-14	14" x 32"	14"	34"	10 Ft.	(1) 500W & (5) 100W
-16	16" x 36"	16"	38"	10 Ft.	(1) 500W & (5) 100W
-12F	12" x 32"	12"	34"	10 Ft.	(4) FT40/2G11 (1) 300W BR40
-14F	14" x 32"	14"	34"	10 Ft.	(6) FT40/2G11 (1) 300W BR40
-16F	16" x 36"	16"	38"	10 Ft.	(6) FT40/2G11 (1) 300W BR40
-12M	12" x 32"	12"	34"	10 Ft.	(1)175, (1)250, OR (1) 400W MH & (4)60W
-14M	14" x 32"	14"	34"	10 Ft.	(1)175, (1)250, OR (1) 400W MH & (4)60W
-16M	16" x 36"	16"	38"	10 Ft.	(1)175, (1)250, OR (1) 400W MH & (4)60W

HANGING OPTIONS



Chain Hung



Stem to canopy allowing up to 32° swivel

METAL & ACRYLIC FINISHES (refer to standard finishes sheet for samples)

PAINT OPTION:
ALL STANDARD FINISHES
PAINT CODE:

ACRYLIC OPTION:
CYLINDER: WHITE ACRYLIC